



राष्ट्रीय खाद्य सुरक्षा मिशन, झारखण्ड, राँची  
कृषि भवन, द्वितीय तल्ला, कमरा नं०-217, काँके रोड, राँची 834008

पत्रांक : 127

राँची, दिनांक : 15.6.2021

प्रेषक,

डा० सुभाष सिंह  
राज्य मिशन निदेशक  
राष्ट्रीय खाद्य सुरक्षा मिशन, झारखण्ड

सेवा में,

परियोजना निदेशक, आत्मा  
सभी NFSM जिले, झारखण्ड

विषय: राष्ट्रीय खाद्य सुरक्षा मिशन - धान, दलहन, मोटे-अनाज एवं तेलहन योजनान्तर्गत वित्तीय वर्ष 2021-22 हेतु वार्षिक कार्य योजना का प्रेषण।


महाशय,

उपर्युक्त विषय के संबंध में कहना है कि राष्ट्रीय खाद्य सुरक्षा मिशन- धान, दलहन, मोटे-अनाज एवं तेलहन योजनान्तर्गत वित्तीय वर्ष 2021-22 हेतु वार्षिक कार्य योजना क्रियान्वयन हेतु भेजी जा रही है।

अतः अनुरोध है कि स्वीकृत कार्य योजना के अनुसार मार्गदर्शिका में दिये गये अनुदेश का पालन करते हुए ससमय योजना का कार्यान्वयन किया जाय साथ ही शतप्रतिशत भौतिक एवं वित्तीय लक्ष्य की प्राप्ति सुनिश्चित किया जाय।

अनु०-यथोक्त।

विश्वासभाजन

  
15/06/2021


राज्य मिशन निदेशक

✓ रा० खा० सु० मि०, झारखण्ड

दिनांक 15.6.2021

ज्ञापांक 127

प्रतिलिपि: उपायुक्त-सह अध्यक्ष, जिला स्तरीय खाद्य सुरक्षा मिशन कार्यकारिणी समिति, सभी NFSM जिले, झारखण्ड को सादर सूचनार्थ एवं आवश्यक कार्रवाई हेतु समर्पित।

  
15/06/2021


राज्य मिशन निदेशक

✓ रा० खा० सु० मि०, झारखण्ड

दिनांक 15.6.2021

ज्ञापांक 127

प्रतिलिपि: कृषि निदेशक, झारखण्ड राँची को सादर सूचनार्थ समर्पित।

  
15/06/2021

राज्य मिशन निदेशक

✓ रा० खा० सु० मि०, झारखण्ड

दिनांक 15.6.2021

ज्ञापांक : 127

प्रतिलिपि: सचिव, कृषि, पशुपालन एवं सहकारिता विभाग, झारखण्ड, राँची को सादर सूचनार्थ समर्पित।

  
15/06/2021

राज्य मिशन निदेशक

✓ रा० खा० सु० मि०, झारखण्ड

## National Food Security Mission -Pulses Annual Action Plan: 2021-22

(Rs. in lakh)

District: E.Singbhum

Sl No.	Interventions	Approved rate of assistance	Unit	Target					
				Centre Share		State Share		Total	
				Phy	Fin	Phy	Fin	Phy	Fin
1	<b>Demonstration on Improved Technologies :</b>								
	<b>(a) Cluster Demonstrations (of 100 ha each)</b>								
	(i) Arhar	Rs. 9000/- per ha	Ha.	31	2.75400	20	1.83600	51	4.59000
	(ii) Gram	Rs. 9000/- per ha	Ha.	20	1.78200	13	1.18800	33	2.97000
	(iii) Urad bean	Rs. 9000/- per ha	Ha.	11	1.02600	8	0.68400	19	1.71000
	(iv) Moong	Rs. 9000/- per ha	Ha.	7	0.64800	5	0.43200	12	1.08000
	(v) Lentil	Rs. 9000/- per ha	Ha.	7	0.64800	5	0.43200	12	1.08000
	(vi) Any other	Rs. 9000/- per ha	Ha.						
	<b>Sub Total (a)</b>		<b>Ha.</b>	<b>76</b>	<b>6.85800</b>	<b>51</b>	<b>4.57200</b>	<b>127</b>	<b>11.43000</b>
	<b>(b) Cropping Sequence based</b>								
	(i) Rice-Chickpea	Rs. 15000/- per ha	Ha.	4	0.63000	3	0.42000	7	1.05000
	(ii) Rice-lentil	Rs. 15000/- per ha	Ha.	4	0.54000	2	0.36000	6	0.90000
	(iii) Rice-summer moong	Rs. 15000/- per ha	Ha.	3	0.45000	2	0.30000	5	0.75000
	(iv) Urad bean-Chickpea	Rs. 15000/- per ha	Ha.	5	0.72000	3	0.48000	8	1.20000
	(v) Urad bean-lentil	Rs. 15000/- per ha	Ha.	5	0.72000	3	0.48000	8	1.20000
	<b>Sub Total b (i) to (v)</b>			<b>20</b>	<b>3.06000</b>	<b>14</b>	<b>2.04000</b>	<b>34</b>	<b>5.10000</b>
	<b>(c) Demonstration on Intercropping</b>								
	(i) Arhar + Maize	Rs. 9000/- per ha	Ha.	18	1.62000	12	1.08000	30	2.70000
	(ii) Arhar + Jowar	Rs. 9000/- per ha	Ha.	5	0.43200	3	0.28800	8	0.72000
	(iii) Arhar + uradbean	Rs. 9000/- per ha	Ha.	6	0.54000	4	0.36000	10	0.90000
	<b>Sub Total C</b>			<b>29</b>	<b>2.59200</b>	<b>19</b>	<b>1.72800</b>	<b>48</b>	<b>4.32000</b>
	<b>Total 1 (a) and 1 (c)</b>			<b>125</b>	<b>12.51000</b>	<b>84</b>	<b>8.34000</b>	<b>209</b>	<b>20.85000</b>
2	<b>Assistance for Distribution &amp; Production of Seeds</b>								
(a)	<b>Distribution of Certified Seeds (for varieties less than 10 years of age)</b>								
	(i) Arhar	Rs 5000/ Qtl unit or 50% of cost whichever is less	Qtls.	36	1.80000	24	1.20000	60	3.00000
	(ii) Moong	Rs 5000/ Qtl unit or 50% of cost whichever is less	Qtls.	26	1.32000	18	0.88000	44	2.20000
	(iii) Urad bean	Rs 5000/ Qtl unit or 50% of cost whichever is less	Qtls.	23	1.14000	15	0.76000	38	1.90000
	(iv) Gram	Rs 5000/ Qtl unit or 50% of cost whichever is less	Qtls.	26	1.32000	18	0.88000	44	2.20000
	(v) Lentil	Rs 5000/ Qtl unit or 50% of cost whichever is less	Qtls.	12	0.60000	8	0.40000	20	1.00000
	(vi) Any other								
	<b>Sub Total</b>			<b>124</b>	<b>6.18000</b>	<b>82</b>	<b>4.12000</b>	<b>206</b>	<b>10.30000</b>
(b)	<b>Distribution of Seeds (for varieties more than 10 years of age) Limited to 20 percent of total seed distribution target</b>								
	(i) Arhar	Rs 2500/ Qtl unit or 50% of cost whichever is less	Qtls.	16	0.40500	11	0.27000	27	0.67500
	(ii) Moong	Rs 2500/ Qtl unit or 50% of cost whichever is less	Qtls.	7	0.18000	5	0.12000	12	0.30000
	(iii) Urad bean	Rs 2500/ Qtl unit or 50% of cost whichever is less	Qtls.	10	0.24000	6	0.16000	16	0.40000
	(iv) Gram	Rs 2500/ Qtl unit or 50% of cost whichever is less	Qtls.	15	0.37500	10	0.25000	25	0.62500
	(v) Lentil	Rs 2500/ Qtl unit or 50% of cost whichever is less	Qtls.	8	0.19500	5	0.13000	13	0.32500
	(vi) Any other								
	<b>Sub Total</b>			<b>56</b>	<b>1.39500</b>	<b>37</b>	<b>0.93000</b>	<b>93</b>	<b>2.32500</b>
	<b>Total for seed distribution 2(a) &amp; 2(b)</b>			<b>179</b>	<b>7.57500</b>	<b>120</b>	<b>5.05000</b>	<b>299</b>	<b>12.62500</b>
(c)	<b>Production of HYVs seeds (for varieties less than 10 years of age)</b>								
	(i) Arhar	Rs. 5000/Qtl	Qtls.	44	2.22000	30	1.48000	74	3.70000
	(ii) Gram	Rs. 5000/Qtl	Qtls.	31	1.56000	21	1.04000	52	2.60000
	(iii) Urad bean	Rs. 5000/Qtl	Qtls.	30	1.50000	20	1.00000	50	2.50000
	(iv) Moong	Rs. 5000/Qtl	Qtls.	14	0.72000	10	0.48000	24	1.20000

DL ✓ S



## National Food Security Mission -Pulses Annual Action Plan: 2021-22

(Rs. in lakh)

	(v) Lentil	Rs. 5000/Qtl	Qtls.	12	0.60000	8	0.40000	20	1.00000
	(vi) Any other								
	Sub Total			132	6.60000	88	4.40000	220	11.00000
	Total for seed Item 2			311	14.17500	208	9.45000	519	23.62500
3 (a)	Integrtated Nutrient Management								
	(a) Micro- nutrients	Rs. 500/- per ha or 50% of cost whichever is less	Ha.	211	1.05300	140	0.70200	351	1.75500
	(b) Gypsum/80% WG Sulphur	Rs. 750/- per ha or 50% of cost whichever is less	Ha.	202	1.51200	134	1.00800	336	2.52000
	(c) Lime	Rs. 1000/- per ha or 50% of cost whichever is less	Ha.	202	2.01600	134	1.34400	336	3.36000
	(d) Bio Fertilizers	Rs. 300/- per ha or 50% of cost whichever is less	Ha.	79	0.23580	52	0.15720	131	0.39300
	Sub Total INM 3 (a) to ( d)			692	4.81680	462	3.21120	1154	8.02800
3(b)	Integrated Pest Management (IPM)								
	(a) Distribution of PP Chemicals	Rs. 500/- per ha or 50% of cost whichever is less	Ha.	134	0.67200	90	0.44800	224	1.12000
	(b) Weedicides	Rs. 500/- per ha or 50% of cost whichever is less	Ha.	134	0.67200	90	0.44800	224	1.12000
	Sub Total IPM 3 (a) to ( b)			269	1.34400	179	0.89600	448	2.24000
	Total Soil & Plant Protection Mgmt.			961	6.16080	641	4.10720	1602	10.26800
4	Farm Implements & equipments								
(a)	(i) Power Knap Sack Sprayer (for SC/ST, small & marginal,women farmers & NE States) (8-12 Litres)	50% or Rs. 3100/-	Nos.	25	0.76260	16	0.50840	41	1.27100
	Power Knap Sack Sprayer (for other farmers) (8-12 Litres)	40% or Rs.2500/-	Nos.	29	0.73500	20	0.49000	49	1.22500
	(ii) Manual Sprayer (for SC/ST, small & marginal,women farmers & NE States)	50% or Rs.750/-	Nos.	100	0.74700	66	0.49800	166	1.24500
	Manual Sprayer (for other farmers)	40% or Rs.600/-	Nos.	75	0.45000	50	0.30000	125	0.75000
	(iii) Rotavator (for SC/ST, small & marginal,women farmers & NE States) (tractor driven above 35 BHP)-5 feet	50% or Rs. 42000/-	Nos.	1	0.50400	1	0.33600	2	0.84000
	Rotavator for other farmers ( tractor driven above 35BHP)-5 Feet	40% or Rs. 34000/-	Nos.	2	0.61200	1	0.40800	3	1.02000
	(iv) Multi Crop Thresher for SC/ST, small & marginal,women farmers & NE States-Tractor driven above 35 BHP upto 4 tonne/hr capacity	50% or Rs. 1,00000/-	Nos.	0	0.00000	0	0.00000	0	0.00000
	Multi Crop Thresher for other farmers Tractor driven above 35 BHP upto 4 tonne/hr capacity	40% or Rs. 80000/-	Nos.	1	0.48000	0	0.32000	1	0.80000
	(v) Chisel Plough below 20 BHP Tractor driven for SC/ST, small & marginal,women farmers & NE States	50% or Rs. 10000/-	Nos.	0	0.00000	0	0.00000	0	0.00000
	Chisel Plough below 20 BHP Tractor driven for other farmers	40% or Rs. 8000/-	Nos.	1	0.04800	0	0.03200	1	0.08000
	(vi) Ridge Furrow Planter below 20 BHP Tractor driven for SC/ST, small & marginal,women farmers & NE States	50% or Rs. 30000/-	Nos.	1	0.18000	0	0.12000	1	0.30000
	Ridge Furrow Planter below 20 BHP Tractor driven for other farmers	40% or Rs. 24000/-	Nos.	0	0.00000	0	0.00000	0	0.00000
	(vii) Seed Storage Bins	50% or Rs. 1000/qtls	Nos.	11	0.11400	8	0.07600	19	0.19000
	Sub Total Machinery4 (a)			245	4.63260	163	3.08840	408	7.72100
4(b)	Efficient Water Application Tools :								
	(a) Sprinkler Sets	The cost for sprinkler irrigation system for 1ha would be from Rs. 19542/- to Rs.21901/-per ha. depending on diameter of pipe used as per guideline under PMKSY	Ha.	1	0.26281	1	0.17521	2	0.43802

Q  
K

National Food Security Mission -Pulses Annual Action Plan: 2021-22

(Rs. in lakh)

(b) Pump sets	Rs. 10000/ Unitor 50% of cost whichever is less	Nos.	18	1.80000	12	1.20000	30	3.00000
(c) Pipe for carrying water from source to the field	50% of the cost limited to Rs.50/- per meter for HDPE pipes Rs. 35/per meter for PVC pipes and Rs. 20/per meter for HDPE laminated woven lay flat tubes with maximum ceiling of Rs. 15000/- per farmer or group of farmer/beneficiary for	Mtr.	257	0.12870	172	0.08580	429	0.21450
(d) Mobile Rain Gun	Rs.28681/- to Rs. 34513/ha. depending on diameter of pipe used as per guideline under PMKSY	Ha.	1	0.20708	0	0.13805	1	0.34513
<b>Sub Total 4(b)</b>				<b>2.39859</b>		<b>1.59906</b>		<b>3.99765</b>
4(c) Cropping System based training (Four Sessions i.e. One before Kharif, one each during Kharif & Rabi crops and one after rabi)	Rs. 3500/- per Session Rs 14000/- Training	Nos.	4	0.50400	2	0.33600	6	0.84000
4(d) Misc. Expenses	Project Management team & other Misc. Expenses at District Level @ Rs. 14.50 lakhs/district	Nos.		8.70000		5.80000	1	14.50000
(i) Project Management team & other Misc. Expenses at District Level.	Rs. 21.00 lakh per unit of State PMT	Nos.						
(ii) Project Management Team and other Miscellaneous Expenses at State level								
<b>Sub Total 4 (i) to (ii)</b>				<b>8.70000</b>		<b>5.80000</b>		<b>14.50000</b>
4(e) Local Initiatives								
(a) Activity to be specified (Threshing Floor 30'X30' size)	50% of cost or Rs. 57500/each whichever is less	Nos.	2	1.03500	1	0.69000	3	1.72500
(b) Mini Dal Mill	Rs. 95000/ Unitor 50% of cost whichever is less	Nos.	0	0.00000	0	0.00000	0	0.00000
<b>Sub Total (a) to (b)</b>				<b>1.03500</b>		<b>0.69000</b>		<b>1.72500</b>
<b>Total for Flexi Comp. 4(a) to 4(e)</b>				<b>8.57019</b>		<b>5.71346</b>		<b>14.28365</b>
<b>Total NFSM-Pulses with out PMT</b>				<b>41.41599</b>		<b>27.61066</b>		<b>69.02665</b>
<b>Total NFSM-Pulses with PMT</b>				<b>50.11599</b>		<b>33.41066</b>		<b>83.52665</b>

2  
15/6/22  
State Mission Director  
NFSM, Jharkhand

OL  
H